

SECTION 8A

High Values with Security Features

(A) Castles – Second Issue

In March 1992, the Post Office released enhanced versions of the Castle series, in line with the start of their campaign to introduce more security features to their range of definitives as a counter to the threat of forgery. The Castle issue received this treatment first as it was widely recognised that the colours used for the Castle stamps, although entirely appropriate for the design, almost exactly matched the primary colours obtainable on ever more sophisticated photocopiers.



**Outline
head**



**Profile
head**

The most prominent changes featured an elliptical perforation on each vertical edge of the stamp and a revised Queen's head. The adapted Machin head was replaced by an alternative Machin design, the laurel-leaf bandeau head in profile, first used in 1968 for the Anniversaries 9d stamp, and widely used on commemoratives since that date. As you can see from the illustration of the fully featured version of this head (also used on commemorative issues), it has much in common with the Machin definitive head. Although not strictly a Machin issue as we recognise them, we include these stamps as they are a natural development from the 1988 issue and mirror developments in the low value Machin series. The head is printed in a security ink (O.V.I. – See below) but printed from the same plate as the Castle design, the standard manner of printing multi-colour recess. This is achieved by the cutting of Chablon rollers, rather in the same way as the old letter press stereotypes. Recess printing is achieved by impressing paper onto rollers so that ink resting in the recesses is impressed onto the paper. Each Chablon is cut to only apply printing ink to a particular area of the plate as separated by the two colours. In the area where the Chablon roller has been cut no pressure is applied to the paper and hence the ink is not transferred onto the paper.

Some criticism of the original design was resolved by the re-engraving of the castles, strengthening lines and adding cross-hatching for a sharper image. The ink used for the bulk of the design incorporates a fluorescent additive, which when

viewed under ultra-violet light, glows bright yellow-green on £1, £2 and £5 values and yellow-orange on the £1.50. Other security features are detailed below. Sheet layout and marginal markings are the same as those used on the 1988 issue.

OBA Free Paper (OFNP). This was the first issue to use paper without optical brighteners, as production of these was found to be having a harmful effect on the environment. The paper is very dull with no trace of fluorescence, with no phosphor coating and Dextrin gum.

Optically Variable Ink (OVI). This is the first instance of this ink, manufactured by SicPA of Lausanne, Switzerland, being used on postage stamps. It was originally invented for banknotes and changes colour from gold, when viewed face on, to green, when tilted to the light.

Elliptical perforations. These appear halfway down each vertical line of perforations and occupy the space of three conventional holes.

Source. Plate numbers act as a very useful guide to the source of the numerous different paper and gum variations found on this issue. However, due to the large number of potential plate combinations for any individual printing it is impossible to include these in the main body of the listing. In the full Connoisseur Catalogue it is possible to cross-refer to the plate section, where the CC number for the constituent stamp in any plate block is given. With no plate block section in this supplement, this is obviously not possible. In compensation, therefore, we are including a small table after the listing of each type, which gives the plate numbers from which each CC number was found.

1992 Original Issues

Cream Paper. In December 1992, £1.50 values were found printed on a paper and gum that was distinctly creamier than usual. The paper also was considerably more opaque, with less show through of the design from the front. Subsequently the £1, £2 and £5 also appeared on this paper and from mid 1993 it became standard stock.

| <i>CC</i> | <i>Value</i> | <i>Castle</i> | <i>Paper /Gum</i> | <i>Issued</i> | <i>Single</i> | <i>Horiz or Vert Gut. P</i> | <i>Cross Gutter Block</i> |
|--|--------------|---------------|-----------------------------|---------------|---------------|-------------------------------------|-----------------------------------|
| Harrison Printings. Intaglio. Perf 15 x 14 (E1). OFNP/DEX | | | | | | | |
| Queen's head in profile in optically variable ink | | | | | | | |
| LRO1000 | £1 | Deep green | Carrickfergus | White | 24.3.92 | 3.00 | 7.00 15.00 |
| LRO1001 | £1 | Deep green, | Carrickfergus | Cream | 3.93 | 5.00 | 11.00 24.00 |
| LRO1500 | £1.50 | Plum | Caernarfon | White | 24.3.92 | 3.50 | 8.00 17.00 |
| | | LRO1500EC | Bright magenta colour error | | 9.92 | 20.00 | 40.00 90.00 |
| LRO1501 | £1.50 | Bright plum, | Caernarfon | Cream | 12.92 | 5.50 | 12.00 25.00 |
| LRO2000 | £2 | Indigo | Edinburgh | White | 24.3.92 | 4.75 | 10.00 21.00 |
| | | LRO2000EC | Bright blue colour error | | | 75.00 | 150.00 350.00 |

| CC | Value | Castle | Paper /Gum | Issued | Single | Horiz or Vert Gut. P | Cross Gutter Block | |
|---------|-------|------------------------|--|--------|---------|----------------------------|--------------------------|-------|
| LRO2001 | £2 | Indigo, blued paper | Edinburgh | Cream | 1.93 | 75.00 | — | — |
| LRO2002 | £2 | Indigo LRO2002EC | Edinburgh Foreground features in pale bright blue* | Cream | 2.93 | 7.50 | 16.00 | 35.00 |
| | | | | | | 45.00 | x | x |
| LRO5000 | £5 | Sepia LRO5000MC | Windsor OVI (Queen's head) omitted | White | 24.3.92 | 9.50 | 20.00 | 42.00 |
| | | | | | | 500.00 | | |
| LRO5001 | £5 | Sepia | Windsor | Cream | 3.93 | 12.50 | 25.00 | 52.50 |

* Affects only stamps from row 5 from a portion of Plate 2CC print run.

Plate Sources:

LRO1000 1A; 1B; 1C; 1D; 1H; 1I; 1J; 1K; 1L; 1M; 1O; 1P; 1Q; 1R; 1S

LRO1001 1R; 1T; 1U; 2A; 2B; 2C; 2D; 2E; 2F; 2G; 2H; 2I; 2K; 2L

LRO1500 2A; 2B; 2C; 2D; 2H; 2I; 2J; 2K; 2L; 2M; 2N; 2O; 2P

LRO1500EC 2I; 2J; 2K; 2L; 2M

LRO1501 2N; 2O; 2P; 2Q; 2R; 2S; 2T; 2U; 2V; 2X; 2Y; 2Z; 2AA

LRO2000 2A; 2B; 2C; 2D; 2E; 2I; 2L; 2M; 2N; 2O; 2P; 2Q; 2R; 2S; 2U; 2V

LRO2001 2B

LRO2002 2P; 2Q; 2S; 2T; 2U; 2V; 2W; 2X; 2Z; 2BB; 2CC; 2DD; 2EE


LRO5000 2A; 2B; 2C; 2D

LRO5001 4B; 4D; 4E; 4F; 4G


1994 Re-etched Values



Original



Re-etched



Beginning in August 1994, all four original values were introduced, as postal needs dictated, in re-etched versions. These were produced from the original mother plates, enhanced by computer re-etching. The engraving of the illustrations, particularly on the £1.50 and £5 values, appears much deeper, resulting in less subtlety in design and leaving

less contrast between shadow and light. Due to this the stamps appear much deeper in colour. The best way, though, to identify the re-etched versions is through examination of the Queen's head. This is made up of a series of smaller square shaped cells, whereas the original version had consisted of diamond shaped cross hatching.

In 1995, a new value castle was released – £3 in the Carrickfergus castle design, but in a violet colour. At the same time the £1 castle was replaced by a low value Machin head £1.

Paper and Gum colour. Like the 1992 issues, the re-etched values come in both cream (initial stocks) and white (later issues) versions.

Translucent paper. In addition to paper and gum colour, there is a further variable – the translucency of the paper. Throughout the life of these values, it appears that Harrison used various papers, which range from very opaque to ultra-translucent. Initially paper was opaque, and it grew increasingly more translucent as the series progressed. Although descriptions of degree of opacity are open to interpretation, the types, when compared directly one with another, are readily differentiable and source specific and thus qualify for catalogue listing. We grade them into three types – Opaque, Trans (translucent) and Ultra (ultra-translucent).

PVA Layflat gum. In common with low value issues, Harrisons introduced a layflat version of PVA gum in early 1996, with dextrin removed. This is more matt in appearance and has less of the familiar blue tint that was added to dextrin gum, although it is still present. As its namesake implies, the gum is also notably flatter and less prone to curling.

| <i>CC</i> | <i>Value</i> | <i>Castle</i> | <i>Gum Type</i> | <i>Paper /Gum Colour</i> | <i>Paper</i> | <i>Issued</i> | <i>Single</i> | <i>Horiz or Vert Gut. P</i> | <i>Cross Gutter Block</i> | |
|--|--------------|--------------------------------|-----------------|--------------------------|--------------|---------------|---------------|-----------------------------|---------------------------|--------|
| Harrison Printings. Intaglio. Perf 15 x 14 (E1). OFNP/DEX | | | | | | | | | | |
| Queen's head in profile in optically variable ink | | | | | | | | | | |
| LRO1002 | £1 | Deep green | Carrickfergus | DEX | Cream | Opaque | 2.1.94 | 6.50 | 13.50 | 30.00 |
| LRO1003 | £1 | Deep green | Carrickfergus | DEX | Cream | Trans | 3.95? | 7.50 | 16.00 | 35.00 |
| LRO1502 | £1.50 | Deep plum | Caernarfon | DEX | Cream | Opaque | 26.10.94 | 3.75 | 8.00 | 17.50 |
| LRO1503 | £1.50 | Deep plum | Caernarfon | DEX | Cream | Trans | 4.95 | 4.50 | 10.00 | 22.00 |
| LRO1504 | £1.50 | Deep plum | Caernarfon | DEX | White | Trans | 15.9.95 | 4.50 | 10.00 | 22.00 |
| LRO1504A | £1.50 | Deep plum | Caernarfon | DEX | White | Ultra | 10.95? | 20.00 | 45.00 | 100.00 |
| LRO1504B | £1.50 | Bright plum | Caernarfon | DEX | White | Ultra | 10.95? | 35.00 | 75.00 | 160.00 |
| LRO1505 | £1.50 | Deep plum | Caernarfon | PVA | White | Trans | 5.3.96 | 4.50 | 10.00 | 22.00 |
| | | LRO1505EC | Bright plum | colour error | | | | 25.00 | 50.00 | 100.00 |
| LRO1506 | £1.50 | Deep plum, very heavy paper | Caernarfon | PVA | Cream | Opaque | 3.96? | 25.00 | 50.00 | 100.00 |
| LRO2003 | £2 | Deep indigo | Edinburgh | DEX | Cream | Opaque | 15.11.94 | 4.75 | 10.50 | 22.00 |
| | | LRO2003EC | Bright blue | colour error | | | 12.94 | 50.00 | 125.00 | 250.00 |

| <i>CC</i> | <i>Value</i> | | <i>Castle</i> | <i>Gum Type</i> | <i>Paper /Gum Colour</i> | <i>Paper</i> | <i>Issued</i> | <i>Single</i> | <i>Horiz or Vert Gut. P</i> | <i>Cross Gutter Block</i> |
|----------------|--------------|--------------------------|---------------------------------|-----------------|--------------------------|--------------|---------------|---------------|-----------------------------|---------------------------|
| LRO2004 | £2 | Deep indigo LRO2004EC | Edinburgh Bright blue colour | DEX error | Cream | Trans | 3.95? | 6.00 75.00 | 12.50 150.00 | 27.00 300.00 |
| LRO2005 | £2 | Deep indigo | Edinburgh | DEX | White | Trans | 11.95 | 6.50 | 15.00 | 32.50 |
| LRO2006 | £2 | Deep indigo | Edinburgh | PVA | White | Trans | 2.5.96 | 6.00 | 12.50 | 27.00 |
| LRO2007 | £2 | Deep indigo | Edinburgh | PVA | White | Ultra | 5.96? | 12.50 | 27.50 | 57.00 |
| LRO3000 | £3 | Greyish violet | Carrickfergus | DEX | Cream | Trans | 22.8.95 | 7.50 | 16.00 | 33.00 |
| LRO3001 | £3 | Greyish violet | Carrickfergus | DEX | White | Trans | 22.8.95 | 8.00 | 17.50 | 37.00 |
| LRO3002 | £3 | Greyish violet | Carrickfergus | PVA | White | Trans | 27.2.97 | 25.00 | 55.00 | 115.00 |
| LRO5002 | £5 | Dark brown | Windsor | DEX | Cream | Opaque | 8.94 | 11.25 | 23.50 | 48.00 |
| LRO5003 | £5 | Dark brown | Windsor | DEX | Cream | Trans | 6.95 | 11.50 | 24.00 | 50.00 |
| LRO5004 | £5 | Dark brown | Windsor | DEX | White | Trans | 6.12.95 | 12.50 | 27.00 | 55.00 |
| LRO5005 | £5 | Dark brown | Windsor | PVA | White | Trans | 17.9.96 | 11.00 | 23.00 | 48.00 |


Plate Sources:**LRO1002** 3A; 3B; 3C; 3E; 3F; 3G; 3H; 3I; 3J**LRO1003** 3F; 3G; 3H; 3I; 3J; 3K**LRO1502** 2DD; 2EE; 2FF; 2GG**LRO1503** 2II; 2LL; 4A; 4B; 4C; 4D; 4E; 4F; 4G; 4H; 4I; 4J**LRO1504** 4H; 4I; 4J; 4K; 4L; 4M**LRO1504A** 4L**LRO1504B** 4J**LRO1505** 4J; 4L; 4M; 4N; 4O; 4P**LRO1506** 4J; 4L; 4M**LRO2003** 3A; 3B; 3C; 3D; 3E; 3F; 3H; 3I; 3J; 3L**LRO2004** 3E; 3I; 3J; 3K; 3L; 4A; 4B; 4C; 4D; 4E; 4F**LRO2005** 4D; 4E; 4F**LRO2006** 4C; 4F; 4G; 4I; 4J; 4K**LRO2007** 4F; 4G**LRO3000** 1A; 1B; 1C; 1D; 1E; 1G; 1I; 1J; 1K; 1L; 1M**LRO3001** 1A; 1B; 1D; 1E; 1G; 1H; 1I; 1J; 1K; 1L; 1M**LRO3002** 1L; 1M**LRO5002** 5B; 5C; 5F; 5G; 5O; 5P**LRO5003** 7B; 7C**LRO5004** 7D; 7E**LRO5005** 7D; 7E

(B) Castles – Third Issue**Harrison****Enschedé**

Harrison lost the contract to print high values in 1997. In their place, Royal Mail awarded the contract to Joh Enschedé of the Netherlands. Royal Mail were generally happy with the castle design and wished the new printer to maintain the existing characteristics as far as was possible so the change over was seamless to the postal using public. The castles were re-engraved by Enschedé's in-house engraver, Inge Madlé, who made extensive reference to the original Chris Matthews engravings in order to maintain continuity as far as achievable. Despite the best efforts to match the two printings, there were, inevitably, differences between the Harrison and Enschedé stamps.

Queen's Head. The most significant difference between the two types is the printing of the Queen's head. Rather than using the Chablon roller process (see page 8A/1) to print the OVI ink head from the same plate as the body of the design, Enschedé adopted a dual printing process in which the body of the design was printed from intaglio plates in one colour, and then the head was silk-screen printed onto the sheet in OVI ink in a separate process. Silk-screening allowed Enschedé to print the head as a solid, rather than being made up of a series of cross-hatchings. This is the easiest way to distinguish the two printings.

Typeface. The type face used for the Castle inscription is exceedingly well matched, with one glaring exception. On the Enschedé £5 value, the letter "W" in Windsor is the double cross V type "W", whereas on the Harrison printing it is the conventional "W".

**Harrison****Enschedé**

Ellipse. Although both Harrison and Enschedé printings are perforated 15 x 14, the ellipse on the left and right side of the stamps is slightly differently positioned. On Harrison stamps it is placed above the 9th perforation from the bottom of the stamp (10 from the top), whereas on Enschedé versions it is above the 10th perf from the bottom (9 from the top).

Gum. The Enschedé PVA gum is colourless, whereas the Harrison PVA layflat contains a pale blue additive.

Paper. The OFNP paper used on Enschedé values has a highly glazed finish, whereas second series Harrison issues have a matt surface.

Engraving. The engraving on Enschedé stamps is lighter than Harrison issues, so they appear slightly paler in shade, but with less contrast between the dark and light portions of the design. As a consequence fine detail is more visible. There are other minor design variations but these are less significant in determining the printer.


| CC | Value | | Castle | Issued | Single | Horiz or Vert Gut. P | Cross Gutter Block |
|--|--------------|-----------------------------|---|---------|----------------|----------------------------|--------------------------|
| Enschedé Printings. Intaglio/Silkscreen. Perf 15 x 14 (E1). PVA gum | | | | | | | |
| LRS1500 | £1.50 | Deep plum LRS1500MC | Caernarfon Missing OVI Queen's head* | 29.9.97 | 6.00 — | 12.50 | 27.50 |
| LRS2000 | £2 | Deep indigo LRS2000MC | Edinburgh Missing OVI Queen's head | 29.9.97 | 7.50 750.00 | 16.00 | 32.50 |
| LRS3000 | £3 | Greyish violet LRS3000MC | Carrickfergus Missing OVI Queen's head | 29.9.97 | 15.00 £2250 | 32.50 | 70.00 |
| LRS5000 | £5 | Dark brown LRS5000MC | Windsor Missing OVI Queen's head** | 29.9.97 | 20.00 £4500 | 42.00 | 85.00 |

* Approximately 16 used examples of this error are known. Two copies are also known apparently uncancelled and without gum. These are not, in our opinion, mint examples, but are actually used copies which have been very faintly cancelled.

** At least 5 used examples of this stamp are known on top of the 12 mint examples.

(C) £10 Britannia

Due to limitations in the scanning process the silver Queen's head and 'x's appear black.



On 2 March 1993 the Royal Mail released the highest face value postage stamp to date in the history of British posts. The official reason for its issue was the postal requirement due to ever increasing postal rates and that space on parcels was now at a premium. Strangely though, as was pointed out by critics at the time, this stamp was exactly twice the size of two £5 stamps! The stamp itself includes many of the various security features, introduced on the 1992 Castles issues, with some further additions for good measure.

Designed by the Roundel Design Group, using illustrations by Barry Craddock, the centrepiece of the design depicts a seated Britannia, similar to the design that adorned banknotes in the sixties and seventies. The stamps measure 60 x 41mm and were printed by The House of Questa in offset lithography in single pane sheets of 25 (5 x 5). The stamps are printed in ten colours, but the 10 plate numbers which appear above stamps 1 and 2 in the top-left hand corner, and represent the different colours, are all printed in purple for security reasons. The paper is an OFNP/PVA type, manufactured by Coated Papers Ltd., with the addition of fibres in the paper which glow red, blue and green under short wave U.V. There are two elliptical perforations on each of the longest sides. The stamp bears an embossed braille '10', the first time braille has appeared on any postage stamp.

Fluorescent 'Ten Pounds'. The outline of the Union Jack on Britannia's shield on all stamps was additionally printed in a fluorescent ink, which appears bright yellow-green when exposed to U.V. The wording "TEN POUNDS" which is printed in green in the normal visible light spectrum underneath the value in figures in the lower right corner on every stamp also appears fluorescent yellow-green on stamps from plate 2A. No explanation for this variation has been forthcoming from either the printer or Post Office.

| CC | Value | | Issued | Price |
|---|------------|--|--------|-------------------------|
| Questa printings. Litho. Perf 15 (E2) x 14 | | | | |
| BL10000 | £10 | Multicoloured BL10000MB Missing braille BL10000MC Missing silver (Queen's head and "x"s) | 2.3.93 | 25.00 £3500 £5000 |
| BL10001 | £10 | Multicoloured, fluorescent 'TEN POUNDS' | 2.3.93 | 30.00 |
| BL10002 | £10 | Multicoloured, fluor levels in ink of Britannia's shield & 'ten pounds' much reduced (ex plate 5A) | 5.7.96 | 32.50 |

(D) Small Format Machin Head Intaglio Issues



Although the large format Castles were much beloved by collectors, they were not held in such high esteem by Post Office Counters staff. It was on their request that Royal Mail made yet a further change to their high value range in early 1999, reducing the stamp size down to the traditional low value definitive dimensions of 20.5 x 24mm. This was the first time since the introduction of high values back in 1867 that all definitive stamps were of a uniform size. Investigations were made into the possibility of shrinking the castle design to fit this format, but it proved impossible without sacrificing much of the detail and in the process compromising the design.

As an alternative solution, Royal Mail decided to go for the tried and trusted, and reverted to the Machin head design, albeit retaining the popular intaglio printing method, which thereby differentiated high from low values. To ensure that engravings of the highest calibre were prepared from which to print, they commissioned the preeminent proponent of the stamp engraving art, Czeslaw Slania. The results of his efforts are most noteworthy, producing a superb version of the Machin head, worthy of the flagship high values on which it appears. The high quality of design is matched by the work of printers Joh. Enschedé, who retained the contract to print this range of stamps.

Several of the features used for the Castles are carried forward to the Machin head issues. Three of the four values were printed in similar colours to those established for the Castle issues. The £1.50, however, changed from plum to a rust-red colour. Inks contain a fluorescent element which glows brightly when irradiated with ultraviolet light – varying shades of green on the £2, £3 and £5 values and dull orange on the £1.50. Each stamp bears a single ellipse along each vertical edge, but is otherwise conventionally perforated. The paper is an OFNP type similar to that used for the Castle issue, with a glazed surface, and is gummed with a matt PVA, which shows a pale mottled blue tint to it to aid identification.

Due to the high face values involved, stamps were printed in single pane sheets of 100, with no gutters and minimal sheet markings – just a plate number, printer's inscription

and four quarter arrows to mark the centre of the sheet. They went on sale on March 9, 1999, which in a rather sad twist of irony was the same day on which their inspirer, Arnold Machin, was to die. A fitting tribute to a fine man.

Reprints of all four values were made in mid / late 1999. They can be distinguished by their paler shades, and in the case of the £1.50, by the colour of the fluor additive to the ink, which glows a dull gold colour under UV. These stamps had a very short life-span and must have been printed in relatively modest quantities. £2 and £3 are particularly awkward to come across, having found their way into circulation in only a very limited number of areas up and down the country.

Plate Numbers. Small Format Machin head high values intaglio printing plates are prepared in much the same ways as the Castle issues. Firstly a master or “mother” plate is prepared from the original engraved die. Then this mother plate is used to produce working printing plates. The plate number combination in the lower-left corner of the sheet selvedge reflects these two stages in plate manufacture. The unboxed number refers to the mother plate and the boxed number refers to the printing plate. In the “Source” column we list the mother plate and then the different printing plate combinations within square brackets. All Enschedé printings should, in theory, be available in equal quantities from both No Dot and Dot formats. However, on the later De La Rue issues only £2 and £3 values from mother plate 1 exist both Dot and No Dot, as £1.50 and £5 stamps were printed alongside each other at the same time and therefore only exist in No Dot configuration.



Enschedé Printing

| <i>CC</i> | <i>Value</i> | <i>Fluor Colour</i> | <i>Issued</i> | <i>Source</i> | <i>Price</i> |
|---|--------------|---------------------|---------------|-----------------------------------|--------------|
| (a) Enschedé. Intaglio. Perf 15 x 14 (E1). PVA gum | | | | | |
| EMH1500 | £1.50 | Rust-red | Dull orange | 9.3.99 plate 1 [1, 2, 3, 4, 5] | 4.00 |
| EMH1501 | £1.50 | Pale rust-red | Dull gold | 12.99 plate 1 [6, 8, 9, 10] | 6.00 |
| EMH2000 | £2 | Indigo | Bright green | 9.3.99 plate 1 [5, 6, 7, 8] | 3.75 |
| EMH2001 | £2 | Pale indigo | Bright green | 11.99 plate 1 [9, 10, 11, 12, 13] | 10.00 |
| EMH3000 | £3 | Purple | Yellow-green | 9.3.99 plate 1 [1, 3, 4, 5] | 6.00 |
| EMH3001 | £3 | Pale dull purple | Yellow-green | 8.99 plate 1 [6, 7, 8, 10] | 9.00 |
| EMH5000 | £5 | Sepia | Yellow-green | 9.3.99 plate 1 [2, 3, 4, 5] | 9.00 |
| EMH5001 | £5 | Pale sepia | Yellow-green | 12.99 plate 1 [6, 7, 8, 9] | 12.50 |



Enschedé



De La Rue

Despite having done a splendid job with the initial printings of the Machin head high values, Enschedé decided not to take up the option to extend their contract, and so it reverted to De La Rue, the only other security printer equipped for intaglio.

De La Rue made a good job in trying to match the original Enschedé issues, but with care and close examination, the work of the two printers can be distinguished. The most obvious difference between them is in the engraving. The new De La Rue printings are more heavily engraved, with more prominent cross hatching, used to create the tones and shades of the Queen's portrait, and leaving deeper shadows and paler highlights than seen on Enschedé issues, as a result. As a consequence the image appears less refined and loses some of the subtlety of the Enschedé stamps. Shades are brighter than the original Enschedé issues. The paper on De La Rue issues is noticeably whiter than the creamier Enschedé issues, and is also more translucent. On the reverse, the De La Rue gum is whiter and shinier than on Enschedé issues where it is more blue and matt. Finally, under UV the fluorescence of the ink is notably duller on all initial printings of the De La Rue values, than on their Enschedé counterparts. This was the result of sourcing the ink from SicPA in the UK, whereas Enschedé sourced their ink from SicPA in Lausanne. Later in their life, however, De La Rue started using inks with a much brighter fluor additive, which are readily distinguishable under ultra-violet light.

De La Rue Printing

| <i>CC</i> | <i>Value</i> | | <i>Fluor Colour</i> | <i>Issued</i> | <i>Source</i> | <i>Price</i> |
|--|--------------|---------------|---------------------|---------------|----------------------------|--------------|
| (b) De La Rue. Intaglio. Perf 15 x 14 (E1). PVA gum | | | | | | |
| DMH1500 | £1.50 | Rust-red | Dull orange | 11.4.00 | plate 1 [1, 2, 3, 4] | 2.75 |
| DMH1501 | £1.50 | Dull rust-red | Dull orange | 1.01 | plate 3 [1, 2, 3, 4, 6, 7] | 4.50 |
| DMH1502 | £1.50 | Rust-red | Bright orange | 2.02 | plate 3 [1, 3, 4, 6] | 6.00 |

8A : Small Format Machin High Values – Intaglio

| <i>CC</i> | <i>Value</i> | | <i>Fluor Colour</i> | <i>Issued</i> | <i>Source</i> | <i>Price</i> |
|----------------|--------------|---------------------|---------------------|---------------|--------------------------------------|--------------|
| DMH2000 | £2 | Indigo | Lime-green | 11.4.00 | plate 1 [1, 2, 3, 4] | 3.50 |
| DMH2001 | £2 | Dull greyish indigo | Dull lime-green | 2.01 | plate 2 [1, 2, 3, 4] | 5.00 |
| DMH2002 | £2 | Dull greyish indigo | Bright lime-green | 01.02 | plate 2 [1, 2, 3, 4] | 7.50 |
| DMH3000 | £3 | Purple | Lemon-yellow | 11.4.00 | plate 1 [1, 2, 3, 4], 3 [2, 3, 4, 5] | 5.50 |
| DMH3001 | £3 | Purple | Bright yellow-green | 12.01 | plate 3 [1, 2, 3, 4, 5] | 9.75 |
| DMH5000 | £5 | Sepia | Bright lemon-yellow | 11.4.00 | plate 1 [1, 2, 3, 4], 3 [1, 2, 3, 4] | 9.00 |
| DMH5001 | £5 | Dull sepia | Greenish yellow | 1.01 | plate 3 [1, 2, 3, 4] | 11.00 |
| DMH5002 | £5 | Pale sepia | Very bright yellow | 03 | plate 3 [2] | 17.50 |

(E) Small Format Machin Head Gravure Issues



When De La Rue relocated their printing from High Wycombe to Byfleet in 2003, they lost the ability to print stamps by intaglio. Rather than move production to another supplier, Royal Mail decided to revert to the use of gravure to print high values for the first time since 1988. Wishing to retain the classic Machin head design, this change meant that, for the first time in British philatelic history, high values were being produced in the same size and by the same printing process as the current low value definitives. In an effort to distinguish them from their lower denominated cousins, each of these high values have a coating of Iridodin ink, creating a metallic effect to the surface of the stamps. Prior to this Iridodin had been used exclusively on the £1 value. Initial thoughts were also to retain the same colour scheme as used for the intaglio types, but after trials, the £5 was changed to a pale grey-blue. As they are printed on the same ATN press used for the De La Rue low values, the printing details are very similar, and during their life they have exhibited several of the changing production features, most notably in terms of paper and gum types (*for details see page 3A/3*). Unusually the stamps also bear two side phosphor bands and have the same arrangement with regards to their synchronisation to the sheet margins, resulting in short and inset bands occurring on some values.

Despite being popular with collectors, the use of high values was decreasing markedly in post offices with the advent of Royal Mail's Horizon computer system which enabled printing of white labels in any value for application to any packets or parcels posted over a post office counter. Therefore, the gravure high values were withdrawn from sale over post office counters in the United Kingdom on 1st April 2004. However, they are still available to order from Royal Mail's direct outlet for bulk users and still used in BFPOs where the Horizon system is not available. To satisfy this demand, reprints of all values have been subsequently made and are distinguishable by their shades and, in the case of the £3 value, by the use of a new paper and gum combination.

Missing £. An astonishing error occurred during the production of the £2 values. One stamp on the initial printings of every no dot sheet of 200 from cylinder D1 D1 appeared missing the “£” symbol from the value tablet. The stamp came from position 18/1, directly alongside the cylinder. Initially Royal Mail were oblivious to the error and the stamps went on general sale – ironically they even published a photograph of all four values in cylinder blocks in the July 2003 issue of the *British Philatelic Bulletin*, the error on the £2 being clearly visible. When they were made aware of their faux pas, they withdrew all no dot sheets from sale and sent them for destruction. To their credit they offered an explanation, stating that the error occurred during the pre-press stage of production, where the digitally supplied master artwork file is transferred onto the cylinder maker’s own system. The system deconstructs the file into a series of layers, each of which is switchable on and off for every stamp in the imposed sheet of 200. Unfortunately, it would appear that the layer with the “£” symbol was switched off on just that one stamp, creating the error.



When the £2 value was reprinted in 2005, a new cylinder combination – D2 D1 – was used, where the “£” symbol was now present on all stamps in the sheet.

£5 Sepia. Although printed for trials in Royal Mail’s research laboratories, the £5 value in a sepia colour never got into legitimate circulation. Examples of this stamp have been seen on the philatelic market at high prices that purport to come from a single sheet that was sold over a post office counter. However, Royal Mail vehemently reject this assertion and actively seek to repossess examples that are offered in auction or by dealers as stolen property. For this reason these stamps are not listed herein.

De La Rue printings at Byfleet or Dunstable.

| CC | Value | | Phos. Bands | Gum | Paper Coating | First Issued | Source | Price |
|--|-------|--|----------------|-------|------------------|-----------------|-----------|-------|
| De La Rue.Gravure. OFNP/PVA (Layflat, shiny blue or cream gum). Perf 15 x 14 (E1). A(B) phosphor – Blue fluor | | | | | | | | |
| DGH1500 | £1.50 | Terracotta | 2B | Shiny | Fluor | 1.7.03 | cyl D1 D1 | 3.00 |
| | | | 2B (S17) | | | 1.7.03 | cyl D1 D1 | 25.00 |
| | | | 2B (I2) | | | 1.7.03 | cyl D1 D1 | 30.00 |
| DGH1501 | £1.50 | Reddish terracotta, pale Queen’s head | 2B | Shiny | Fluor | 10.06 | cyl D1 D1 | 7.50 |
| DGH2000 | £2 | Slate-blue | 2B | Shiny | No Fluor | 1.7.03 | cyl D1 D1 | 4.25 |
| | | | 2B (S17) | | | 1.7.03 | cyl D1 D1 | 30.00 |

| CC | Value | | Phos. Bands | Gum | Paper Coating | First Issued | Source | Price |
|----------|-------|-----------------------------------|----------------|-------|------------------|----------------------|------------------------------------|----------------|
| DGH2000A | £2 | Slate-blue, missing "£" symbol | 2B | Shiny | No Fluor | 1.7.03 | cyl D1 D1 | 150.00 |
| DGH2001 | £2 | Slate-blue | 2B | Shiny | Fluor | 8.03 | cyl D1 D1 | 9.50 |
| DGH2002 | £2 | Slate-blue, pale Queen's head | 2B | Shiny | Fluor | 7.05 | cyl D2 D1 | 6.00 |
| DGH2003 | £2 | Greenish slate-blue | 2B | Shiny | Fluor | 7.05 | cyl D2 D1 | 15.00 |
| DGH3000 | £3 | Purple | 2B | Shiny | No Fluor | 1.7.03 | cyl D1 D1 | 6.50 |
| DGH3000A | £3 | Purple | 2B 2B (S17) | Shiny | Fluor | 7.03 7.03 | cyl D1 D1 cyl D1 D1 | 15.00 45.00 |
| DGH3001 | £3 | Deep bright purple | 2B 2B (S17) | Cream | No fluor | 31.8.06 31.8.06 | Three Kings m/s Three Kings m/s | 7.50 20.00 |
| DGH3002 | £3 | Pale purple, pale Queen's head | 2B 2B (S17) | Shiny | Fluor | 26.10.06 26.10.06 | cyl D1 D1 cyl D1 D1 | 12.50 40.00 |
| DGH5000 | £5 | Grey-blue | 2B 2B (S16) | Shiny | Fluor | 1.7.03 1.7.03 | cyl D1 D1 cyl D1 D1 | 10.00 40.00 |
| DGH5001 | £5 | Pale grey-blue | 2B | Shiny | Fluor | 10.06 | cyl D1 D1 | 14.50 |

Year of the Three Kings Miniature Sheet



2006 marked the seventieth anniversary of the year of the Three Kings, when George V, Edward VIII and George VI all held the throne and Royal Mail issued a miniature sheet to mark the occasion. The sheet shows a 1d definitive in red from each of the three Kings, set against a cream coloured background with suitable inscriptions, including the Kings' dates and featuring the four regional emblems in the four corners as found on Wilding definitives. The King stamps are imperforate, as although now demonetised, Royal Mail

wished to avoid officially re-issuing these stamps. To make it postally valid, however, the sheet contains a £3 small format Machin head stamp.

| CC | Value | Phos. Bands | Gum | Paper Coating | First Issued | Source | Price |
|--------|-----------------------------|----------------|-------|------------------|--------------------|--------|---------------|
| DGHMS1 | Year of the three Kings m/s | 2B 2B (S17) | Cream | No Fluor | 31.8.06 31.8.06 | | 7.50 25.00 |

(F) Classic Castles Decimal Issue



Issued in 2005 to mark the 50th Anniversary of Lynton Lamb's classic definitive high value set. The original 4 castle designs are designs faithfully reproduced in intaglio printing, but revalued as either 50ps (2/6 and £1 designs) or £1s (5/- and 10/- designs). The border of the miniature sheet lists the names of the castles and shows the emblems used for the four regions in which the castles are located. A litho wash in cream replicates the colour of the paper of the originals. All stamps have an all over phosphor coating applied in litho over the stamp area and partly into the miniature sheet borders in which these stamps are printed.

The 50p Windsor Castle design was later reused in the 2011 Aerial Post prestige booklet – Windsor was the location that the original Aerial Post flight started from. It was still printed in intaglio & litho but this time by Cartor. The single stamps can easily be distinguished from the miniature sheet versions by finer engraving, a much more yellowish background colour and the paper has little or no fluorescence when examined under UV, whereas the Enschedé version is significantly brighter.

| <i>CC</i> | <i>Value</i> | <i>Castle</i> | <i>Colour</i> | <i>First Issued</i> | <i>Source</i> | <i>Price</i> |
|--|---------------------------------|----------------------|---------------|---------------------|---------------------|--------------|
| Enschedé. Intaglio & Litho. OFNP/PVA. Perf. 11 x 11½. All over phosphor | | | | | | |
| DC500 | 50p | Carrickfergus Castle | Black-brown | 22.3.05 | Decimal Castles m/s | 1.00 |
| DC501 | 50p | Windsor Castle | Black | 22.3.05 | Decimal Castles m/s | 1.00 |
| DC1000 | £1 | Caernarfon Castle | Red | 22.3.05 | Decimal Castles m/s | 1.85 |
| DC1001 | £1 | Edinburgh Castle | Ultramarine | 22.3.05 | Decimal Castles m/s | 1.85 |
| DCMS1 | Decimal Castles miniature sheet | | | 22.3.05 | | 5.25 |

Cartor. Intaglio & Litho. OFNP/PVA. Perf. 11 x 11½. All over phosphor

| | | | | | | |
|-------|-----|----------------|-------|--------|------------------------|------|
| DC502 | 50p | Windsor Castle | Black | 8.9.11 | Aerial Post pane DP438 | 1.75 |
|-------|-----|----------------|-------|--------|------------------------|------|

(G) Large Format Machin Head



As part of the 2017 celebrations of the 50th Anniversary of the first Machin issue, Royal Mail re-issued various old values, albeit in a more modern guise. Amongst these was the large format £1 value. However, rather go to what would presumably have been a very expensive option to re-engrave the design as in the original release, they decided to opt for a cheaper alternative, by embossing the head in gold, to mark the Golden Anniversary.

The stamp was found from two sources, the Golden Anniversary Celebrations Machin miniature sheet and in the Machin Anniversary prestige booklet. It is conventionally gummed and perforated and also bears two very narrow side phosphor bands, unlike any previous high values in this format.

| <i>CC</i> | <i>Value</i> | | <i>Phos. Bands</i> | <i>First Issued</i> | <i>Source</i> | <i>Price</i> |
|-----------|--------------|--|--------------------|---------------------|---------------|--------------|
|-----------|--------------|--|--------------------|---------------------|---------------|--------------|

Walsall Foiled & Embossed with Gravure or Litho printed phosphor bands, approx 4mm in total width, A(B) phosphor – Blue fluor. OFNP/PVA (Layflat, shiny blue or cream gum). Perf 14 x 15 (No ellipses).

| | | | | | | |
|-------|-------|-------------------------|------------|--------|------------------------------|------|
| H1000 | £1.00 | Gold foil, bright fluor | 2B gravure | 5.6.17 | 50th Machin Anniv M/S WGMS1* | 2.75 |
| H1001 | £1.00 | Gold foil, dull fluor | 2B litho | 5.6.17 | 50th Machin Anniv pane DP518 | 2.75 |

**See section 5B for miniature sheet*